

February 28, 2018

Golden Opportunities Fund – Resource Class R-share

This document contains key information that you should know about Golden Opportunities Fund’s Resource Class R-share. You can find more detailed information in the Fund’s prospectus. A copy of the prospectus may be obtained through your representative or by contacting the Fund at (306) 652-5557 or info@goldenopportunities.ca, or by visiting GoldenOpportunities.ca

Before you invest in any fund, you should consider how the fund will work with your other investments and your tolerance for risk.

Quick Facts

Fund Code	GOF 505
Date Series Started	January 4, 2013
Total Value of Fund on February 28, 2018	\$8,695,693
Management Expense Ratio (MER)*	5.34%
Fund Manager	Westcap Mgt. Ltd.
Portfolio Manager	Westcap Mgt. Ltd.
Minimum Investment	\$25.00 (pre-authorized or payroll contributions) / \$250.00 (lump sum)

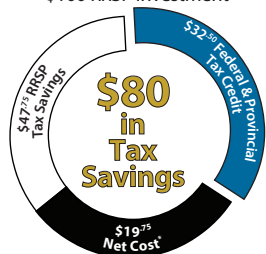
Maximum Tax Credit Eligible Investment	\$5,000 per taxation year
Maximum Annual Offering	\$35 Million**
RRSP Eligible	Yes
LSVCC Tax Credit Eligible	Yes, 32.5%
Maturity Period	8 years less 30 days from date of purchase
Investor Eligibility	Saskatchewan residents

*The Fund Manager is entitled to receive an investment participation amount (IPA) based on realized gains and cumulative performance of individual venture investments. The MER for the Resource R-share including the IPA was 5.34%. For more information see section Summary of Fees and Expenses in the Prospectus.

**As per the *Labour-sponsored Venture Capital Corporations Act* (Saskatchewan) and related regulations the combined total of Golden Opportunities Fund Diversified Class A-share (SK), Diversified Class A-share – Series F (SK), Innovation Class i-share (SK), Innovation Class i-share – Series F (SK), Resource Class R-share (SK) and Resource Class R-share – Series F (SK) may not exceed \$35 million in the twelve month period between April 1st and March 31st.

Tax Credit Eligibility

Golden Opportunities Fund
\$100 RRSP Investment

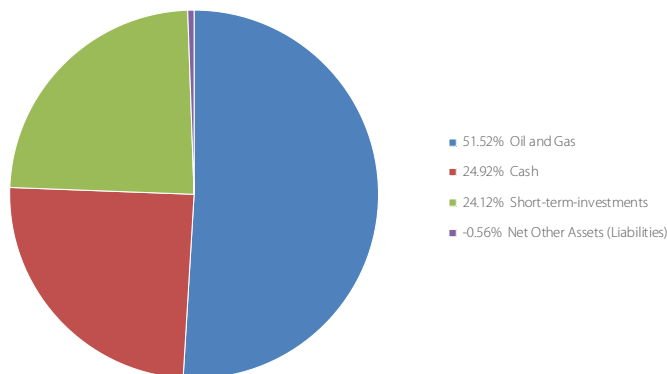


Under Canada’s Income Tax Act and the *Labour-sponsored Venture Capital Corporations Act* (Saskatchewan), investors are eligible to receive a 15% Federal tax credit and a 17.5% Provincial tax credit on investments of up to \$5,000 per taxation year.

¹Example assumes a marginal tax rate of 47.75%. Marginal tax rates vary per individual, for more information visit GoldenOpportunities.ca/Calculator.

What Does The Fund Invest In?

Golden Opportunities Fund invests in small and medium-sized Saskatchewan businesses with the goal of achieving long-term capital appreciation. The Fund’s Resource Class R-share focuses its investment on oil & gas companies.



The charts below give you a snapshot of the Fund’s investments on February 28, 2018. The Fund’s investments will change. Investments are equity positions unless otherwise stated.

Top 10 Venture Investments	As at February 28, 2018
Investee	% of Total Net Assets
1 Cash	24.9%
2 Matrix Energy Technologies Inc.	12.6%
3 Villanova 4 Oil Corp.	12.4%
4 Burgess Creek Exploration Inc.	8.5%
5 Credence Resources II LP (Debt 6.4%, Equity 0.9%)	7.3%
6 National Bank of Canada, 0.96%, 3/29/2018	5.7%
7 Royal Bank of Canada, 0.96%, 5/22/2018	5.7%
8 Avalon Oil & Gas Ltd.	5.3%
9 Field Exploration LP (Debt 2.5%, Equity less than 0.01%)	2.5%
10 Affinity Credit Union, 1.10%, 12/4/2018	2.4%
Total percentage of top 10 investments	87.3%
Total number of active investments	8

How Risky Is It?

The value of the Fund could go down as well as up. You could lose money.

One way to gauge risk is to look at how much a fund's returns change over time. This is called "volatility."

In general, funds with higher volatility will have returns that change more over time. They typically have a greater chance of losing money and may have a greater chance of higher returns. Funds with lower volatility tend to have returns that change less over time. They typically have lower returns and may have a lower chance of losing money.

RISK RATING

Westcap Mgt. Ltd. has rated the volatility of the Resource Class R-share as **Low**, but due to the increased liquidity risk related to the Maturity Period and the nature of the investment portfolio, we would rate the risk level as **Medium to High**. This rating is based on how much the Fund's returns have changed from year to year, as well as other factors. It doesn't tell you how volatile the Fund will be in the future. The rating can change over time. A fund with a low risk rating can still lose money.



For more information about the risk rating and specific risks that can affect the Fund's returns, please see Risk Factors in the Prospectus.

NO GUARANTEES

Like most mutual funds, the Fund doesn't have any guarantees. You may not get back the amount of money you invest.

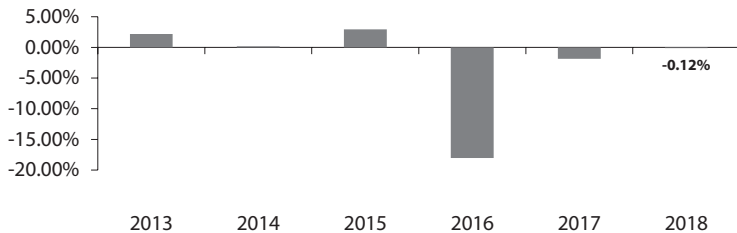
How Has The Fund Performed?

This section tells you how Golden Opportunities' Resource Class R-share has performed since inception. Returns are after expenses have been deducted. These expenses reduce the Fund's returns.

YEAR-BY-YEAR RETURNS

This chart shows how Golden Opportunities' Resource Class R-share has performed since inception. The Fund has dropped in value 3 times since inception. The range of returns and change from year to year can help you assess how risky the Fund has been in the past. It does not tell you how the Fund will perform in the future.

GOF 505 - Resource Class R-share



BEST AND WORST 3-MONTH RETURNS

This table shows the best and worst returns for Golden Opportunities' Resource Class R-share in a 3-month period since inception. The best and worst 3-month returns could be higher or lower in the future. Consider how much of a loss you could afford to take in a short period of time.

	Returns	3 Months Ending	If you invested \$1,000 at the beginning of the period
Best Return	8.13%	07-31-2015	Your investment would rise to \$1,082
Worst Return	-8.64%	01-29-2016	Your investment would drop to \$914

AVERAGE RETURN

A person who invested \$1,000 in Golden Opportunities' Resource Class R-share, since inception now has \$847. This works out to an annual compound return of -3.18%. The shareholder would have also received \$350 in tax credits at time of purchase. Therefore, the value of the original \$1,000 invested at inception would be \$1,197.

Who Is This Fund For?

Golden Opportunities Fund Resource Class R-share is appropriate if:

- You want to gain exposure to investments in small to medium Saskatchewan companies;
- You want to benefit from the tax credits associated with an investment in Golden Opportunities Fund;
- You have a long-term investment horizon and are comfortable with the Fund's Maturity Period; and,
- You are able to tolerate the volatility generally associated with the private equity asset class.

A Word About Tax

In general, you'll have to pay income tax on any money you make on a fund. How much you pay depends on the tax laws where you live and whether or not you hold the fund in a registered plan, such as a Registered Retired Savings Plan (RRSP).

Keep in mind that if you hold your fund in a non-registered account, fund distributions are included in your taxable income, whether you get them in cash or have them reinvested. Golden Opportunities Fund does not make distributions.

How Much Does It Cost?

The following tables show the fees and expenses you could pay to buy, own and sell Golden Opportunities Fund Resource Class R-share. The fees and expenses – including any commissions – can vary among series of a fund and among funds. Higher commissions can influence representatives to recommend one investment over another. Ask about other funds and investments that may be suitable for you at lower cost.

1. Sales Charges

You have to choose a sales charge option when you buy shares of a fund. Ask about the pros and cons of each option. **Golden Opportunities Fund offers a No Load (NL) option only.** When you purchase the Fund, your representative's firm will receive a sales commission of 6%. The sales commission is charged as an expense to the Fund and is included in the Fund expenses detailed below. **No DSC (early redemption fee) schedule applies to this investment.**

2. Fund Expenses

You do not pay these expenses directly, they affect you because they reduce the Fund's returns. As of February 28, 2018, the expenses attributed to the Resource Class R-share were 5.34% of its value. This equals \$53.40 for every \$1,000 invested.

Annual Rate (as a % of the Fund's value)	
Management Expense Ratio (MER)* This is the total of the Fund's management fee and operating expenses (including the commission and trailing commission), fixed administration fee and other operating expenses.	5.34%
Trading Expense Ratio (TER) These are the Fund's trading costs.	0.00%
Fund Expenses	5.34%

*The Fund Manager is entitled to receive an investment participation amount (IPA) based on realized gains and cumulative performance of individual venture investments. The MER for the Resource R-share including the IPA was 5.34%. For more information see section Summary of Fees and Expenses in the Prospectus.

3. Repayment of Tax Credits

The *Labour-sponsored Venture Capital Corporations Act* (Saskatchewan) mandates that investments in Golden Opportunities Fund be held for a Maturity Period (see Quick Facts for more information). If you redeem your shares prior to the Maturity Period having elapsed you will be required to pay back the Federal and Provincial tax credits you received when you invested on the shares redeemed, calculated on the original purchase price. Your tax credit repayment will be withheld from your total redemption amount and paid to the Federal and Provincial Governments on your behalf.

4. Other Fees

There are no transaction-based fees (i.e. switches) associated with Golden Opportunities Fund. The Fund does not charge fees beyond those disclosed in this document.

What If I Change My Mind?

Under securities laws in some provinces and territories, you have the right to:

- Withdraw from an agreement to buy mutual funds within two business days after you receive a Prospectus or Fund Facts document; or,
- Cancel your purchase within 48 hours after you receive confirmation of the purchase.

In some provinces and territories, you also have the right to cancel a purchase, or in some jurisdictions, claim damages, if the Simplified Prospectus, Prospectus, Annual Information Form, Fund Facts document or Financial Statements contain a misrepresentation. You must act within the time limit set by the securities law in your province or territory.

For more information, see the securities law of your province or territory or ask a lawyer.

For More Information

Contact Golden Opportunities Fund or your representative for a copy of the Fund's Prospectus or other disclosure documents. These documents make up the Fund's legal documents.

Back Office: Prometa Fund Support Services Inc.
Unit 220 – 155 Carlton Street
Winnipeg, MB R3C 3H8
Phone: 1-866-261-5686
Email: goldenopportunities@prometa.ca

Corporate Head Office:
Suite 830, 410-22nd Street East
Saskatoon, SK S7K 5T6
Phone: (306) 652-5557
Email: info@goldenopportunities.ca
www.goldenopportunities.ca

To learn more about investing in mutual funds, see the brochure Understanding Mutual Funds, which is available on the website of the Canadian Securities Administrators at www.securities-administrators.ca.